



Control system for heat pumps

- A control system for heat pumps which is automatic, reliable and easy to handle
- A complete control system for the connection of an EcoAir or EcoPart to an existing heating boiler
- Well-arranged display
- Automatic supervision of start up and shut down of an existing heating boiler
- Suitable for most hot water systems
- Wall placement

CTC EcoLogic – Logic in the boiler room

The complete control system to use when connecting an EcoAir or EcoPart with an existing installation.

The CTC EcoLogic handles the total supervision of the heat pump operation. In the well-arranged display it is easy to read off operation data, stored data and personal settings.

Use of only a few buttons (as in the CTC EcoHeat) enables operating parameters to be set and adjusted e.g. required indoor temperature.

The CTC EcoLogic is suitable for most heating boilers and water heating systems, including those without mixing valve operation.

The control system provides automatic supervision of start up and shut down of an existing heating boiler. The CTC EcoLogic is wall mounted and supplied with indoor-, outdoor- and primary flow sensor and required valves.

The CTC EcoLogic provides you with an automatic control system which is reliable and easy to handle.

Technical data

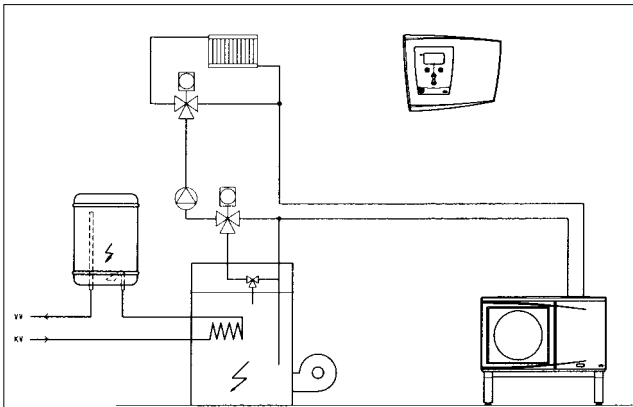
EcoLogic with mixing valve regulation

EcoLogic without mixing valve regulation

Electrical data	230 / 1 N~	230 / 1 N~
Length x height x depth	290 x 225 x 95	

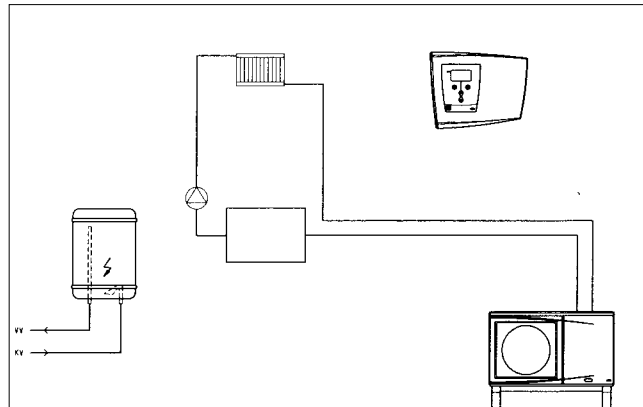
Delivery description

Diverting valve, clamping ring $\varnothing 22$	Included	Not included
Mixing valve with motor, internal thread 3/4"	Included	Not included
Indoor sensor	Included	
Outdoor sensor	Included	
Primary flow sensor	Included	



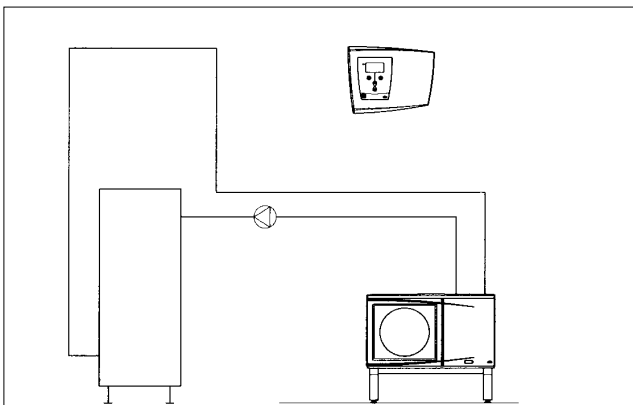
Installation example 1

CTC EcoAir with CTC EcoLogic connected to existing heating boiler, or water heater/accumulator with mixing valve regulation.



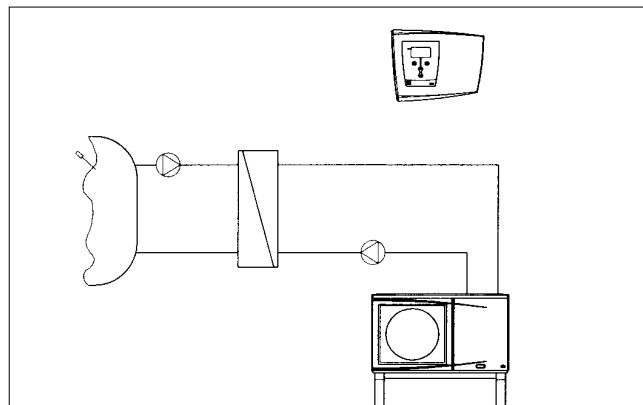
Installation example 2

CTC EcoAir with CTC EcoLogic connected to heating boiler without mixing valve, e.g. CTC Electronic or CTC Elkasset.



Installation example 3

CTC EcoAir with CTC EcoLogic connected to accumulator.



Installation example 4

CTC EcoAir with CTC EcoLogic connected to heat exchanger for swimming pool heating.

When installing the EcoLogic together with earlier versions of the CTC EcoAir an extra connection module must be used.

Subject to alterations in design.



P.O. Box 309, S-341 26 Ljungby, Sweden
Tel + 46 372 880 00 Fax +46 372 824 94
www.ctc-heating.com